











**Bromic Test Point Adaptors**

|   |   |   |  |   |
|---|---|---|--|---|
|  |  |  |  |  |
| Part No. 6160442  | Part No. 6160452  | Part No. 6160461  | Part No. 6160462   | Part No. 6160505  |
|  |  |  |  |  |
| Part No. 6160672  | Part No. 6160673  | Part No. 6160674  | Part No. 6160675   | Part No. 6160676  |

| Part No. | Connection                      | Material | Suits Regulator                                       | Box Qty |
|----------|---------------------------------|----------|---|---------|
| 6160442  | 1/2" BSPP F x 1/2" BSPP F       | Brass    | *Sealing seat requires flat washer (Part No. 9390952) | 10      |
| 6160452  | 1/2" BSPP F x 1/2" BSPP F       | Brass    | -   | 10      |
| 6160461  | 3/8" BSPP F x 3/8" NPT M        | Brass    | 6160593   | 10      |
| 6160462  | 1/2" BSPP F x 1/2" BSPP M       | Brass    | 6160595, 6160795, 6160796                             | 10      |
| 6160505  | 1/8" BSP M                      | Brass    | -   | 25      |
| 6160672  | 3/8" BSPP M x 5/16" SAE M & nut | Brass    | 6060520, 6060521, 6060522, 6060540, 6060544           | 10      |
| 6160673  | 3/8" BSPP M x 3/8" SAE M & nut  | Brass    | 6060520, 6060521, 6060522, 6060540, 6060544           | 10      |
| 6160674  | 1/2" BSPP M x 1/2" SAE M & nut  | Brass    | 6060523, 6060545                                      | 10      |
| 6160675  | 3/8" BSPP M x 1/2" SAE M & nut  | Brass    | 6060520, 6060521, 6060522, 6060540, 6060544           | 10      |
| 6160676  | 1/2" BSPP M x 3/4" SAE M & nut  | Brass    | 6060523, 6060545                                      | 10      |